


Color the picture of the apple. Try to stay in the lines.



Trace the letters to spell APPLE.




Children often learn to recognize and write capital letters before lowercase letters. Try having a "letter of the day" with your child. Have them practice writing the letter in both forms and think of objects that start with that letter sound.

# Going to KINDERGARTEN

## Activity Book

Draw a picture of yourself.



Write your first name.

A rectangular box with a black border, intended for writing the first name.

## Dear Parents,

Your child's kindergarten journey will be here soon! This booklet contains several simple activities to help prepare your child for kindergarten that focus on the following skills: recognizing shapes and colors, counting, rhyming, identifying letters and letter sounds, drawing and coloring.

Here's how to use this book:

1. Read the directions on each page aloud to your child.
2. Work through each activity together. Be patient and give your child as much time as they need to finish.
3. If your child does not perform a particular skill well, that's okay. Children develop at different rates, and you shouldn't expect your child to do every activity perfectly.
4. At the bottom of each page are suggestions on how you can continue to build your child's readiness skills. Read these suggestions and look for opportunities to develop your child's skills each day.

*Enjoy this special time with your child and be sure to always keep skill-building activities fun.*

Draw a line from each color to its name.



**orange**



**green**



**blue**



**brown**



**white**




**red**



**purple**



**yellow**



**black**

**This activity combines color identification with color word recognition. As your child draws the lines, help them hold the pencil or crayon correctly.**

Say each letter out loud. Draw a picture of something that starts with that letter.

A

T

H

P

N

C

M

R

Learning letter sounds help children become successful readers. Talk about letters and letter sounds when reading books, and throughout your daily activities. *"That snack starts with the same letter as your name."*

Draw the correct shapes in the boxes below.

triangle

square

rectangle







circle

hexagon




oval

Connect shapes with common objects when you are with your child. *"What shape does this block remind you of?"*

Draw a line between the objects that rhyme.



Count how many objects are in each of these groups.  
Write the number on the line.



Coming up with words that rhyme helps young learners listen for letter sounds and patterns of speech. Point out words that rhyme and play rhyming games. "Let's see how many words we can think of that rhyme with star."

Have your child point to each object individually as they say each number. This is an important early math skill called one-to-one correspondence.